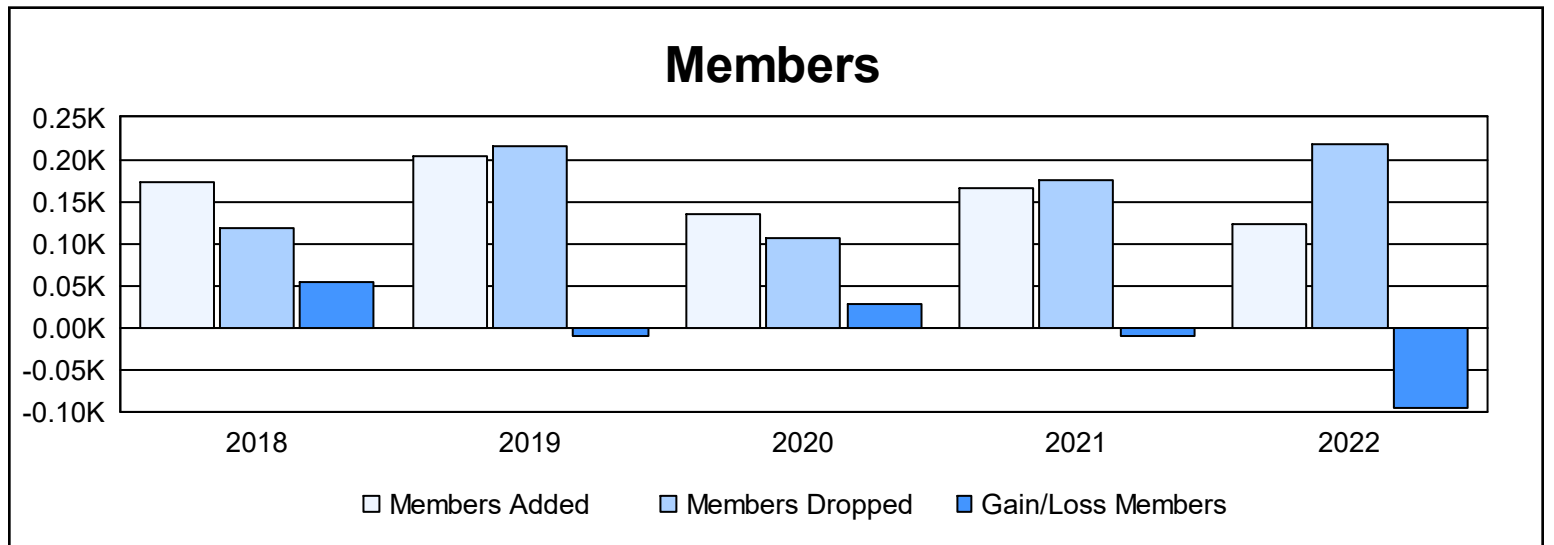
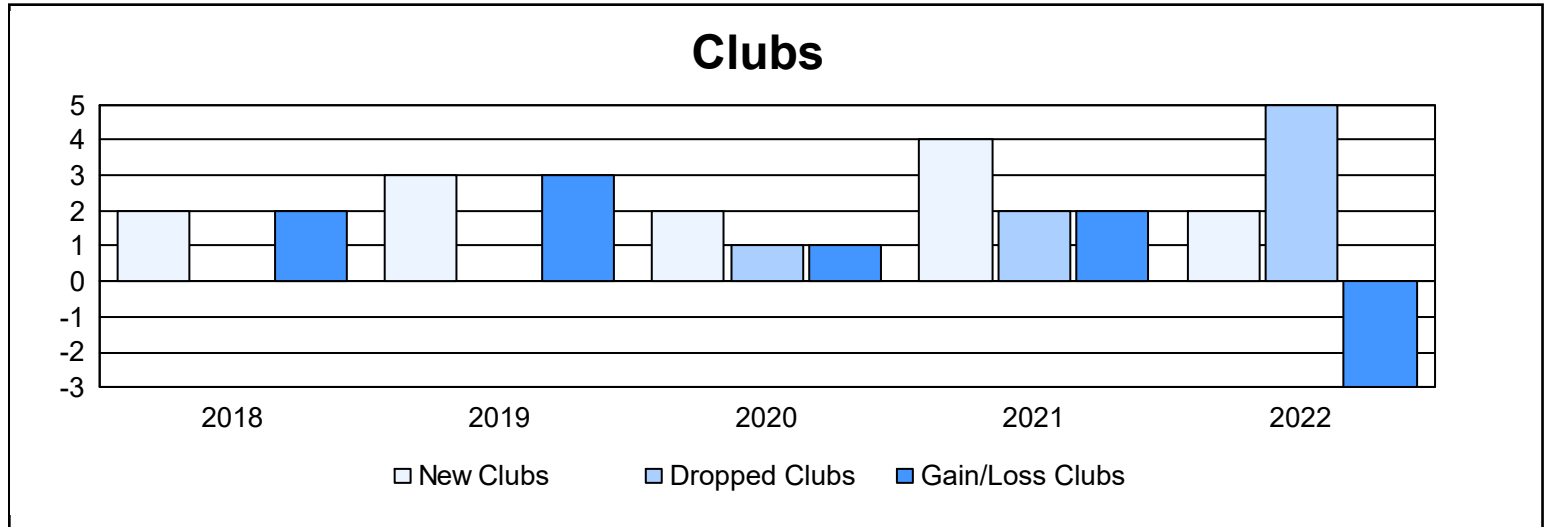
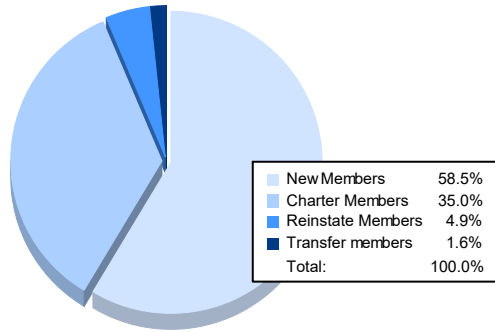


| Year | New Clubs | Dropped Clubs | Gain/ Loss Clubs | New Members | Charter Members | Reinstate Members | Transfer Members | Total Member Added | Total Members Dropped | Gain/ Loss Members |
|----------------|-----------|---------------|------------------|-------------|-----------------|-------------------|------------------|--------------------|-----------------------|--------------------|
| 2017-2018 | 2 | 0 | 2 | 114 | 50 | 4 | 4 | 172 | 117 | 55 |
| 2018-2019 | 3 | 0 | 3 | 83 | 112 | 8 | 1 | 204 | 215 | -11 |
| 2019-2020 | 2 | 1 | 1 | 73 | 49 | 9 | 3 | 134 | 106 | 28 |
| 2020-2021 | 4 | 2 | 2 | 57 | 102 | 3 | 3 | 165 | 176 | -11 |
| 2021-2022 | 2 | 5 | -3 | 72 | 43 | 6 | 2 | 123 | 219 | -96 |
| Average | 3 | 2 | 1 | 80 | 71 | 6 | 3 | 160 | 167 | -7 |



Membership Composition June 2022 Cumulative



Gender Composition June 2022 Cumulative

